


Hat Association:

© 2001 by Sue Wilkins



Fabric View

Block Size: 8" x 8"

The Mad Hatter

The Mad Hatter &

His Topsy Teacup

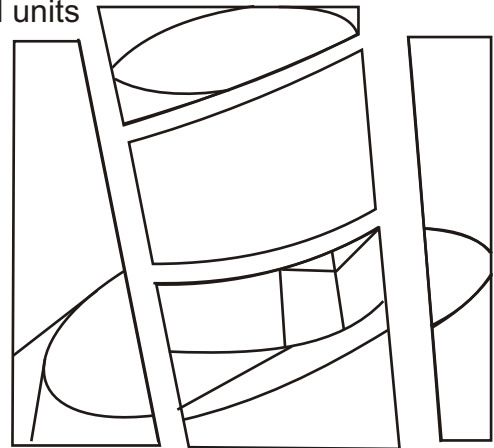
Block Assembly:

1. Sew all individual units

2. Join all A units.

Add B

Add C



Paper side view

Thank you for choosing this Quilt Seeds Design.

Please respect copyright laws.

With the downloading of this pattern, I hereby give my permission as author, for you to make unlimited copies of the pattern pieces for your own personal use. This permission does not extend to allowing others to copy from it for their use. Please direct them to the website to obtain their own personal copy. If you have a special group project in mind then please contact me for permission.

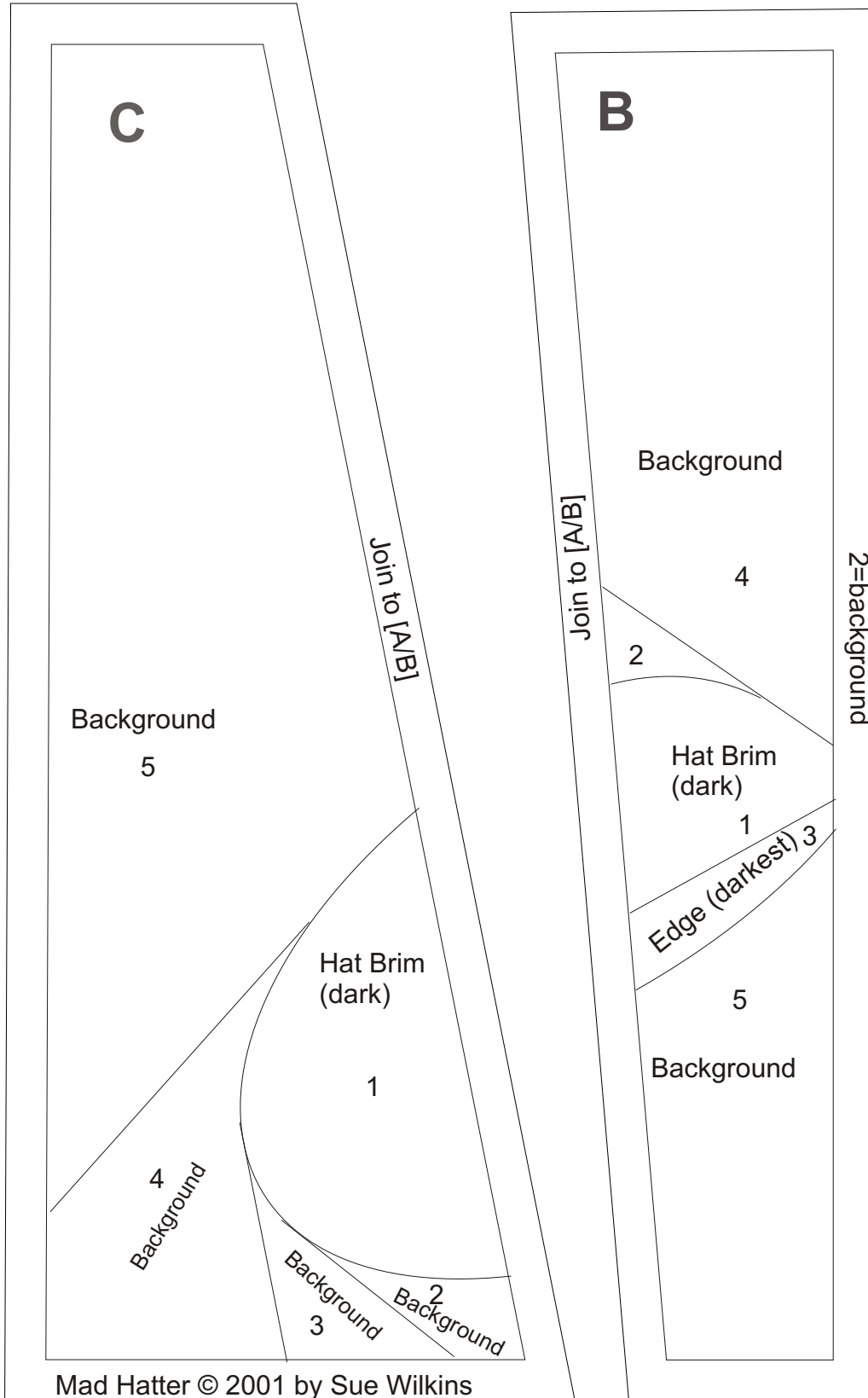
If you wish to sell finished products using this pattern as the design concept, please contact me for permission.

Thank you,

Sue Wilkins

Sue Wilkins * PO Box 1210 * Campbellford * Ontario * K0L 1L0 * Canada
Quilt Seeds Designs * www.quiltseeds.com * wilkins@reddeon.on.ca

The Mad Hatter Foundation Pattern



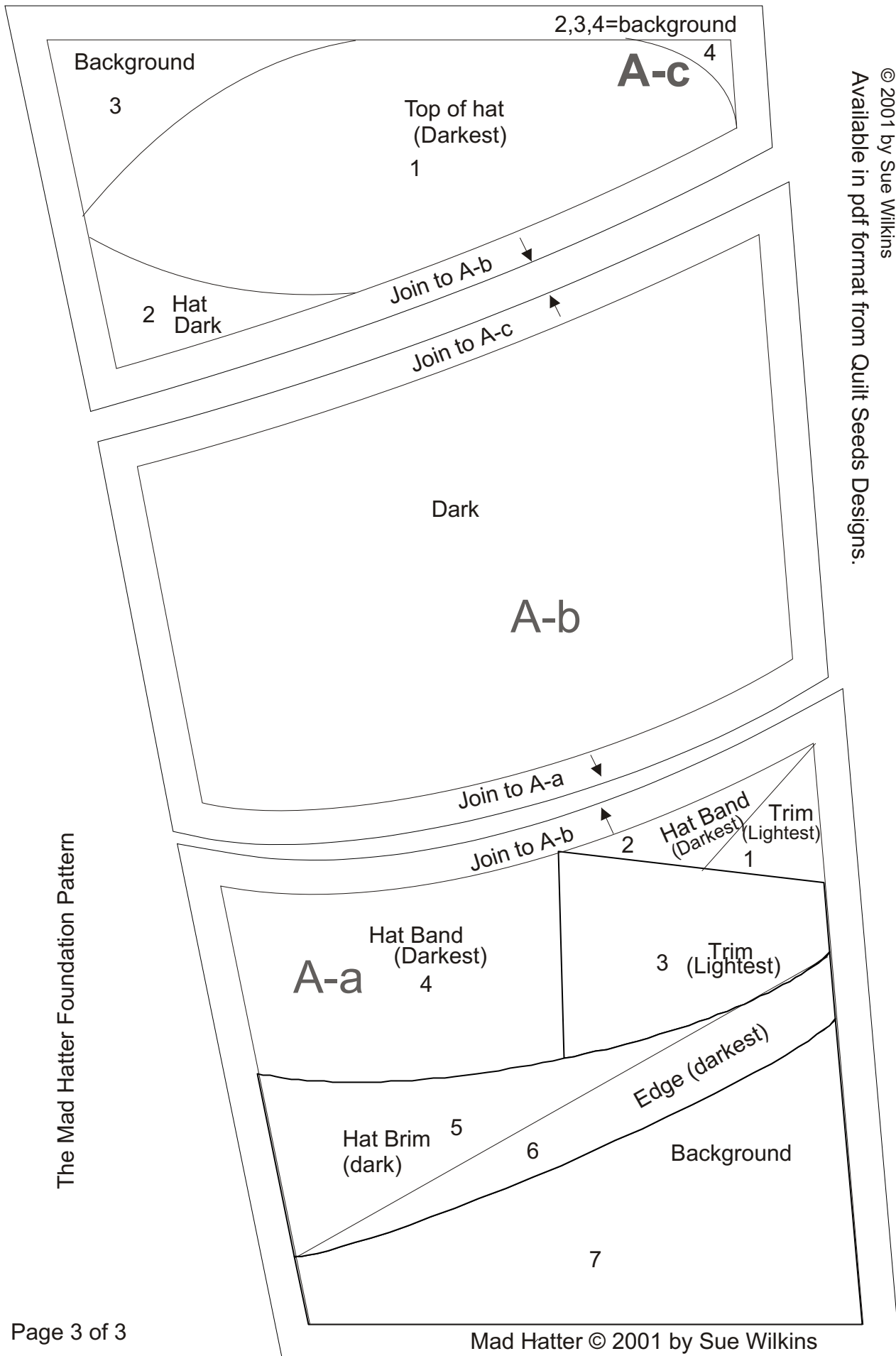
Mad Hatter © 2001 by Sue Wilkins

Refer to:
Curves Ahead!

An instructional guide for achieving Gentle Curves in Paper Piecing
© 2001 by Sue Wilkins

Available in pdf format from Quilt Seeds Designs.

Refer to:
Curves Ahead!
 An instructional guide for achieving Gentle Curves in Paper Piecing
 © 2001 by Sue Wilkins
 Available in pdf format from **Quilt Seeds Designs**.



The Mad Hatter Foundation Pattern